


# **CALSC.org Login Instruction**

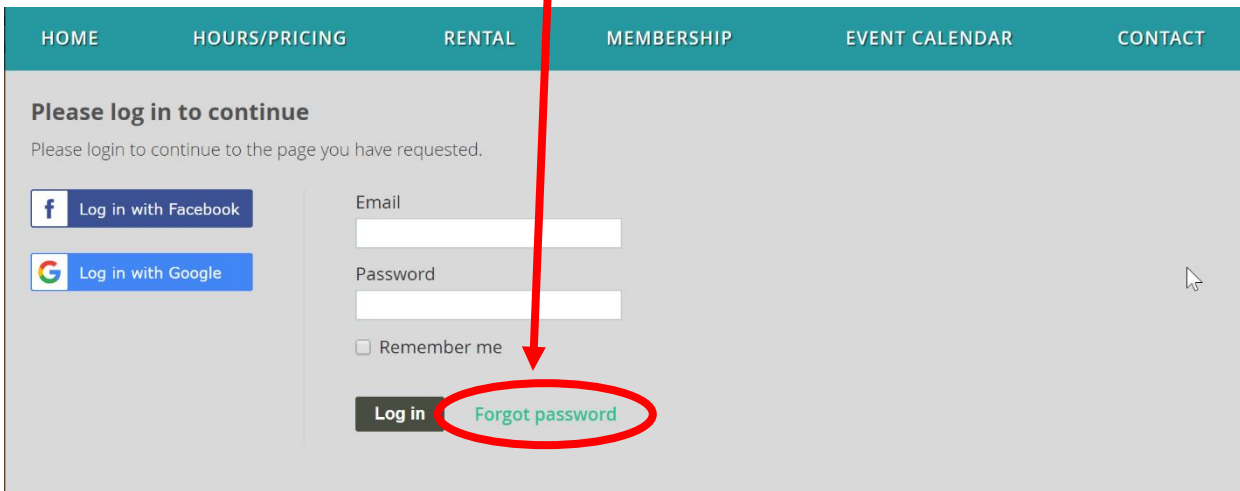
Note:

- Membership login is for **current** members only.
- If you are a current member in good standing, you must supply the club with an email address before you will be able to login.

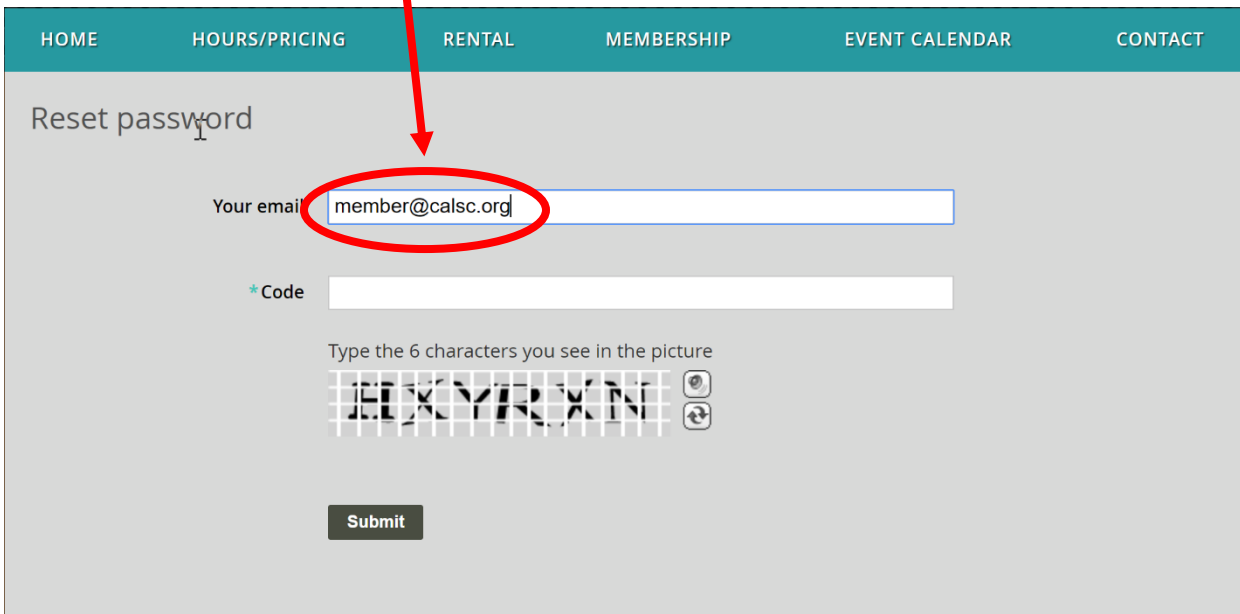
1. Click on “Log in” in upper right-hand corner.



2. Click on “Forgot password”

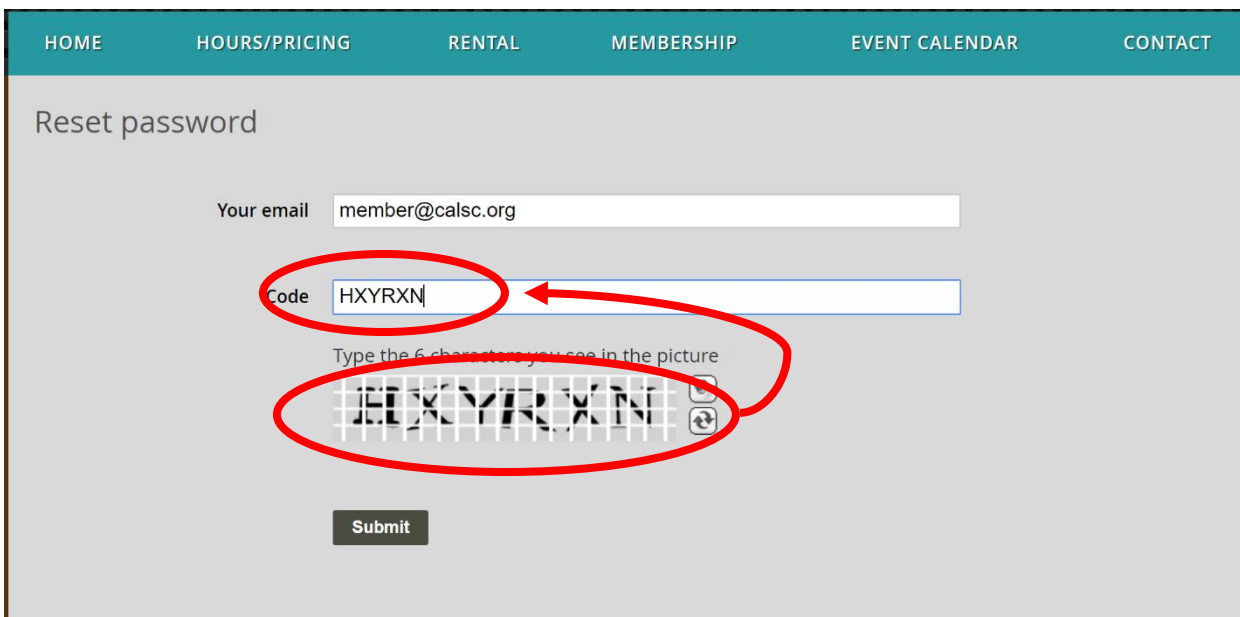


3. Enter the email address you supplied the club when getting or updating your membership.



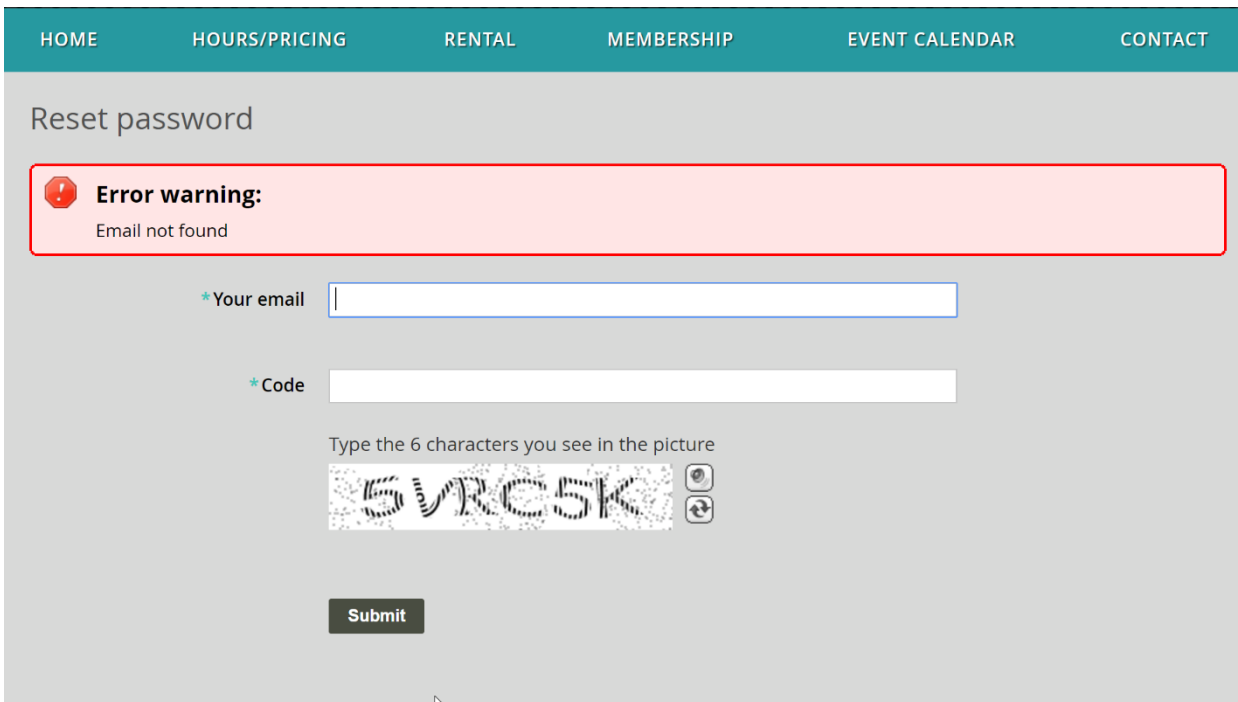
The screenshot shows a web page with a teal navigation bar containing links for HOME, HOURS/PRICING, RENTAL, MEMBERSHIP, EVENT CALENDAR, and CONTACT. Below the navigation bar is a form titled "Reset password". The form includes a "Your email" field containing "member@calsc.org", which is circled in red. A red arrow points from the instruction above to this field. Below the email field is a "\* Code" field, which is currently empty. Underneath the code field is a CAPTCHA image with the text "Type the 6 characters you see in the picture" and the characters "HX YR XN". At the bottom of the form is a "Submit" button.

4. Enter code shown on page and click submit button.



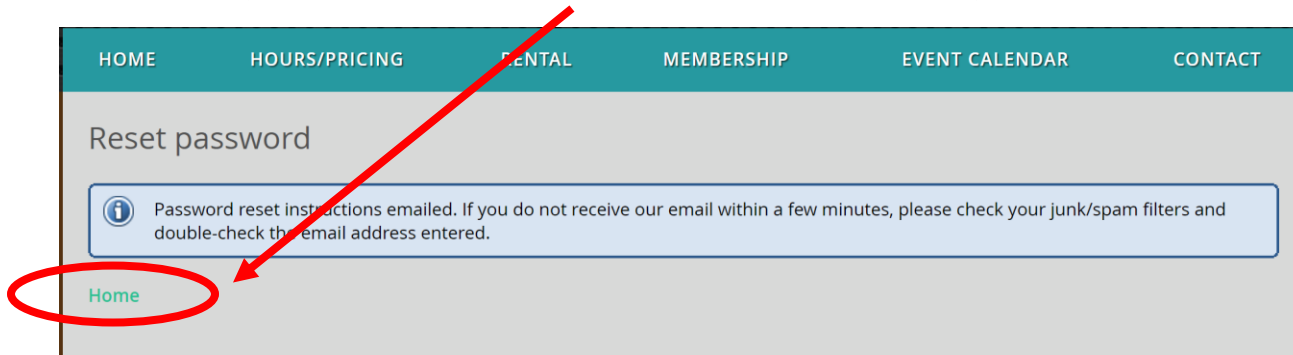
This screenshot shows the same "Reset password" form as the previous one. The "Your email" field still contains "member@calsc.org". The "\* Code" field now contains "HX YR XN", which is circled in red. A red arrow points from the CAPTCHA image to this field. The CAPTCHA image, showing the characters "HX YR XN", is also circled in red. The "Submit" button remains at the bottom of the form.

- If you **do not** see this error, continue to step 5.



- If you see this error, this means you DO NOT have an email address on file with the club. On your next visit leave your email address with the front counter for the club secretary to update your profile.

5. Once you see this, click "Home" to return to Home Page.



- 6. Check your email for the password reset link. If you do not see it in your inbox within 5 minutes check your SPAM/Junk Mail folders. Follow instructions in email.

**From:** Caledonia Sportsman's Club <admin@calsc.org>  
**Sent:** Thursday, February 13, 2020 8:41 AM  
**To:** member@calsc.org  
**Subject:** Choose a new password for your Caledonia Sportsman's Club account

Hello member,

A request was made to recover a lost password for this email address at <https://calsc.org/>

To choose a new password go to:

<https://calsc.org/Sys/Password/Reset?id=68aae776-4366-754-b496-65007aeaa614>

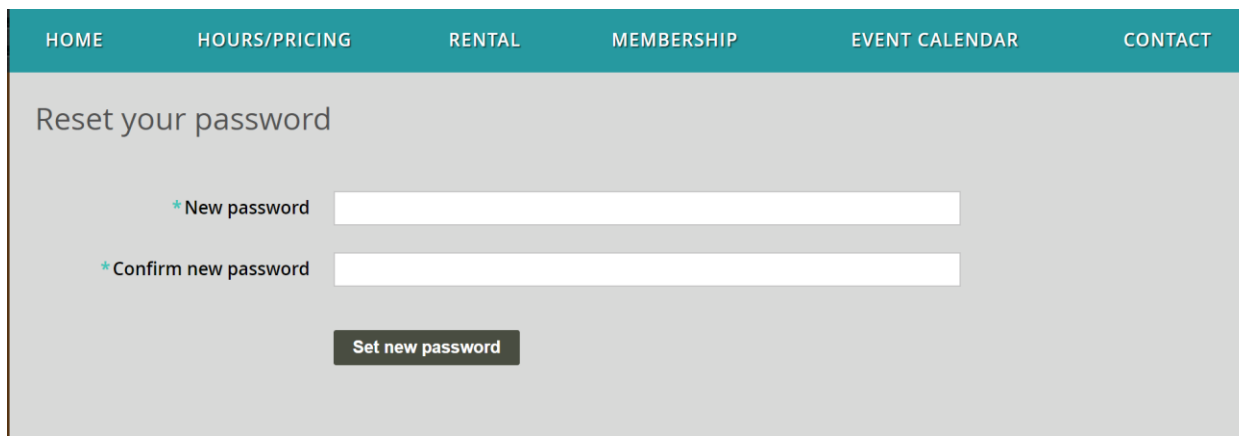
(if the link does not open - please copy-paste the link into the address line of your browser).

If you did not request a new password at <https://calsc.org/>, you may safely disregard this email.

Many thanks,  
Caledonia Sportsman's Club

I

7. The link will redirect you to the reset password page.



HOME HOURS/PRICING RENTAL MEMBERSHIP EVENT CALENDAR CONTACT

### Reset your password

\* New password

\* Confirm new password

**Set new password**

8. Create and enter your password.

a. Password must be at least 7 characters long.

HOME HOURS/PRICING RENTAL MEMBERSHIP EVENT CALENDAR CONTACT

### Reset your password

New password

\* Confirm new password

**Set new password**

9. Confirm password by reentering your password.

HOME HOURS/PRICING RENTAL MEMBERSHIP EVENT CALENDAR CONTACT

### Reset your password

New password

Confirm new password

**Set new password**

10. Click the Set new password button.

HOME HOURS/PRICING RENTAL MEMBERSHIP EVENT CALENDAR CONTACT

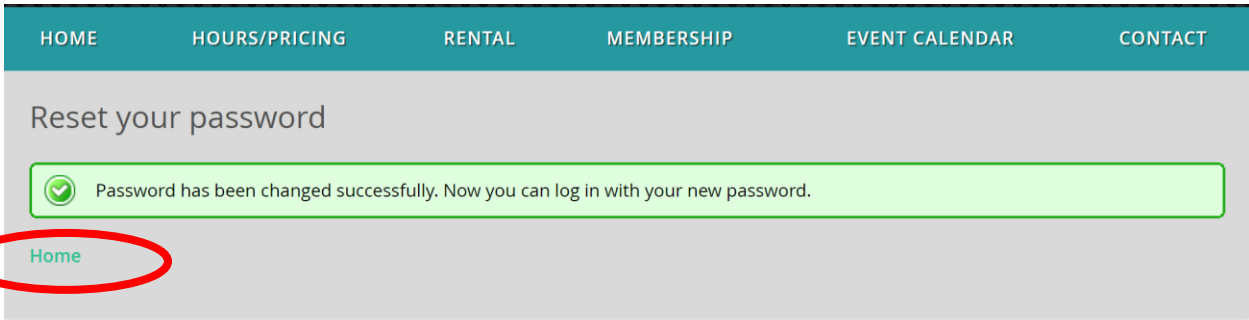
### Reset your password

New password

Confirm new password

**Set new password**

11. Upon successful change click on "Home" to return to Home Page



12. Click on "Log in" in upper right-hand corner.



13. Enter email and password to log in.

